

Human Evolution and Economic Development

Oded Galor

July 5, 2015

Evolutionary Growth Theory

- Captures the coevolution of human traits and the growth process in the course of human history

Evolutionary Growth Theory

- Captures the coevolution of human traits and the growth process in the course of human history
 - The effect of the economic environment on the evolutionary processes in the composition of human traits

Evolutionary Growth Theory

- Captures the coevolution of human traits and the growth process in the course of human history
 - The effect of the economic environment on the evolutionary processes in the composition of human traits
 - The impact of the evolution in the composition of human traits on the growth process

Main Hypothesis

- The coevolution of human traits and the growth process is critical for the understanding of the transition from stagnation to growth

Main Hypothesis

- The coevolution of human traits and the growth process is critical for the understanding of the transition from stagnation to growth
- The composition of human traits that were critical for the growth process evolved during the Malthusian epoch

Main Hypothesis

- The coevolution of human traits and the growth process is critical for the understanding of the transition from stagnation to growth
- The composition of human traits that were critical for the growth process evolved during the Malthusian epoch
 - The Malthusian pressure affected the size & the composition of the population

Main Hypothesis

- The coevolution of human traits and the growth process is critical for the understanding of the transition from stagnation to growth
- The composition of human traits that were critical for the growth process evolved during the Malthusian epoch
 - The Malthusian pressure affected the size & the composition of the population
 - Hereditary physical and cognitive traits that generated higher income

Main Hypothesis

- The coevolution of human traits and the growth process is critical for the understanding of the transition from stagnation to growth
- The composition of human traits that were critical for the growth process evolved during the Malthusian epoch
 - The Malthusian pressure affected the size & the composition of the population
 - Hereditary physical and cognitive traits that generated higher income
 - Higher reproductive success

Main Hypothesis

- The coevolution of human traits and the growth process is critical for the understanding of the transition from stagnation to growth
- The composition of human traits that were critical for the growth process evolved during the Malthusian epoch
 - The Malthusian pressure affected the size & the composition of the population
 - Hereditary physical and cognitive traits that generated higher income
 - Higher reproductive success
 - Become more prevalent in the population

Main Hypothesis

- The coevolution of human traits and the growth process is critical for the understanding of the transition from stagnation to growth
- The composition of human traits that were critical for the growth process evolved during the Malthusian epoch
 - The Malthusian pressure affected the size & the composition of the population
 - Hereditary physical and cognitive traits that generated higher income
 - Higher reproductive success
 - Become more prevalent in the population
- The forces of natural selection

Main Hypothesis

- The coevolution of human traits and the growth process is critical for the understanding of the transition from stagnation to growth
- The composition of human traits that were critical for the growth process evolved during the Malthusian epoch
 - The Malthusian pressure affected the size & the composition of the population
 - Hereditary physical and cognitive traits that generated higher income
 - Higher reproductive success
 - Become more prevalent in the population
- The forces of natural selection
 - Increased the representation of traits that were complementary to the growth process

Main Hypothesis

- The coevolution of human traits and the growth process is critical for the understanding of the transition from stagnation to growth
- The composition of human traits that were critical for the growth process evolved during the Malthusian epoch
 - The Malthusian pressure affected the size & the composition of the population
 - Hereditary physical and cognitive traits that generated higher income
 - Higher reproductive success
 - Become more prevalent in the population
- The forces of natural selection
 - Increased the representation of traits that were complementary to the growth process
 - Reinforced the growth process

Main Hypothesis

- The coevolution of human traits and the growth process is critical for the understanding of the transition from stagnation to growth
- The composition of human traits that were critical for the growth process evolved during the Malthusian epoch
 - The Malthusian pressure affected the size & the composition of the population
 - Hereditary physical and cognitive traits that generated higher income
 - Higher reproductive success
 - Become more prevalent in the population
- The forces of natural selection
 - Increased the representation of traits that were complementary to the growth process
 - Reinforced the growth process
 - Stimulated the take-off from an epoch of stagnation to sustained growth

Selection of Predisposition Towards Child Quality

- The rise of the reward for human capital has increased the evolutionary optimal investment in offspring's quality due to:

Selection of Predisposition Towards Child Quality

- The rise of the reward for human capital has increased the evolutionary optimal investment in offspring's quality due to:
 - The evolution of the human brain and the complementarity between brain capacity and investment in human capital

Selection of Predisposition Towards Child Quality

- The rise of the reward for human capital has increased the evolutionary optimal investment in offspring's quality due to:
 - The evolution of the human brain and the complementarity between brain capacity and investment in human capital
 - Increased economic complexity in the course of the Neolithic Revolution

Selection of Predisposition Towards Child Quality

- The rise of the reward for human capital has increased the evolutionary optimal investment in offspring's quality due to:
 - The evolution of the human brain and the complementarity between brain capacity and investment in human capital
 - Increased economic complexity in the course of the Neolithic Revolution
- The Malthusian pressure increased the representation of human traits that were complementary to investment in human capital

Selection of Predisposition Towards Child Quality

- The rise of the reward for human capital has increased the evolutionary optimal investment in offspring's quality due to:
 - The evolution of the human brain and the complementarity between brain capacity and investment in human capital
 - Increased economic complexity in the course of the Neolithic Revolution
- The Malthusian pressure increased the representation of human traits that were complementary to investment in human capital
 - Preference for child quality (Galor-Moav, 2002)

Selection of Predisposition Towards Child Quality

- The rise of the reward for human capital has increased the evolutionary optimal investment in offspring's quality due to:
 - The evolution of the human brain and the complementarity between brain capacity and investment in human capital
 - Increased economic complexity in the course of the Neolithic Revolution
- The Malthusian pressure increased the representation of human traits that were complementary to investment in human capital
 - Preference for child quality (Galor-Moav, 2002)
 - Higher life expectancy (Galor-Moav, 2005, 2007)

Selection of Predisposition Towards Child Quality

- The rise of the reward for human capital has increased the evolutionary optimal investment in offspring's quality due to:
 - The evolution of the human brain and the complementarity between brain capacity and investment in human capital
 - Increased economic complexity in the course of the Neolithic Revolution
- The Malthusian pressure increased the representation of human traits that were complementary to investment in human capital
 - Preference for child quality (Galor-Moav, 2002)
 - Higher life expectancy (Galor-Moav, 2005, 2007)
 - Entrepreneurial spirit (Galor-Michalopoulos, 2012)

Selection of Predisposition Towards Child Quality

- The rise of the reward for human capital has increased the evolutionary optimal investment in offspring's quality due to:
 - The evolution of the human brain and the complementarity between brain capacity and investment in human capital
 - Increased economic complexity in the course of the Neolithic Revolution
- The Malthusian pressure increased the representation of human traits that were complementary to investment in human capital
 - Preference for child quality (Galor-Moav, 2002)
 - Higher life expectancy (Galor-Moav, 2005, 2007)
 - Entrepreneurial spirit (Galor-Michalopoulos, 2012)
 - Moderate fecundity (Galor-Klemp, 2015)

Evolutionary Changes in Humans in the Past 10,000 Years

- Lactose Tolerance

Evolutionary Changes in Humans in the Past 10,000 Years

- Lactose Tolerance
 - Variations in the ability to tolerate lactose across regions is inversely related to differences in timing of the transition to agriculture & domestication of dairy animals

Evolutionary Changes in Humans in the Past 10,000 Years

- Lactose Tolerance
 - Variations in the ability to tolerate lactose across regions is inversely related to differences in timing of the transition to agriculture & domestication of dairy animals
- Genetic immunity to malaria - Sickle Cell Trait

Evolutionary Changes in Humans in the Past 10,000 Years

- Lactose Tolerance
 - Variations in the ability to tolerate lactose across regions is inversely related to differences in timing of the transition to agriculture & domestication of dairy animals
- Genetic immunity to malaria - Sickle Cell Trait
 - Variations in natural immunity to malaria is related to the engagement in slash-and-burn agriculture

Evolutionary Changes in Humans in the Past 10,000 Years

- Lactose Tolerance
 - Variations in the ability to tolerate lactose across regions is inversely related to differences in timing of the transition to agriculture & domestication of dairy animals
- Genetic immunity to malaria - Sickle Cell Trait
 - Variations in natural immunity to malaria is related to the engagement in slash-and-burn agriculture
- 700 regions of the human genome

Evolutionary Changes in Humans in the Past 10,000 Years

- Lactose Tolerance
 - Variations in the ability to tolerate lactose across regions is inversely related to differences in timing of the transition to agriculture & domestication of dairy animals
- Genetic immunity to malaria - Sickle Cell Trait
 - Variations in natural immunity to malaria is related to the engagement in slash-and-burn agriculture
- 700 regions of the human genome
 - Reshaped by natural selection within the past 5,000 to 15,000 years (Voight et al., 2006)

Evolutionary Changes in Humans in the Past 10,000 Years

- Lactose Tolerance
 - Variations in the ability to tolerate lactose across regions is inversely related to differences in timing of the transition to agriculture & domestication of dairy animals
- Genetic immunity to malaria - Sickle Cell Trait
 - Variations in natural immunity to malaria is related to the engagement in slash-and-burn agriculture
- 700 regions of the human genome
 - Reshaped by natural selection within the past 5,000 to 15,000 years (Voight et al., 2006)
- Genetic loci associated with immunity, pigmentation and height

Evolutionary Changes in Humans in the Past 10,000 Years

- Lactose Tolerance
 - Variations in the ability to tolerate lactose across regions is inversely related to differences in timing of the transition to agriculture & domestication of dairy animals
- Genetic immunity to malaria - Sickle Cell Trait
 - Variations in natural immunity to malaria is related to the engagement in slash-and-burn agriculture
- 700 regions of the human genome
 - Reshaped by natural selection within the past 5,000 to 15,000 years (Voight et al., 2006)
- Genetic loci associated with immunity, pigmentation and height
 - Strong positive selection since the Neolithic transition (Mathieson et al., 2015)

The Benchmark Model – Galor-Moav (QJE 2002)

- Overlapping-generations economy

The Benchmark Model – Galor-Moav (QJE 2002)

- Overlapping-generations economy
- $t = 0, 1, 2, 3\dots$

The Benchmark Model – Galor-Moav (QJE 2002)

- Overlapping-generations economy
- $t = 0, 1, 2, 3\dots$
- One homogeneous good

The Benchmark Model – Galor-Moav (QJE 2002)

- Overlapping-generations economy
- $t = 0, 1, 2, 3\dots$
- One homogeneous good
- 2 factors of production:
 - Labor (measured in efficiency units)
 - Land

Factor Supply

- Land is fixed over time
 - Surface of planet earth

Factor Supply

- Land is fixed over time
 - Surface of planet earth
- Efficiency units of labor evolves endogenously
 - Determined by households' decisions about the number and level of human capital of their children

Main Elements

- The Malthusian Structure

Main Elements

- The Malthusian Structure
- The Darwinian Structure

Main Elements

- The Malthusian Structure
- The Darwinian Structure
- Sources of Technological Progress

Main Elements

- The Malthusian Structure
- The Darwinian Structure
- Sources of Technological Progress
- Origins of Human Capital Formation

Main Elements

- The Malthusian Structure
- The Darwinian Structure
- Sources of Technological Progress
- Origins of Human Capital Formation
- Triggers of the Demographic Transition

The Malthusian Structure

- A subsistence consumption constraint

The Malthusian Structure

- A subsistence consumption constraint
- Positive effect of income on population
 - $y \uparrow \implies L \uparrow$

The Malthusian Structure

- A subsistence consumption constraint
- Positive effect of income on population
 - $y \uparrow \implies L \uparrow$
- Fixed factor of production – Land
 - $L \uparrow \implies AP_L \downarrow \implies y \downarrow$

The Malthusian Structure

- A subsistence consumption constraint
- Positive effect of income on population
 - $y \uparrow \implies L \uparrow$
- Fixed factor of production – Land
 - $L \uparrow \implies AP_L \downarrow \implies y \downarrow$
- Output per capita fluctuates (with a negligible trend) around a constant level in the long-run
 - Reflecting diminishing returns to labor & positive effect of income on population

Production

- The output produced in period t

$$Y_t = H_t^{1-\alpha} (A_t X)^\alpha$$

- $H_t \equiv$ efficiency units of labor
- $A_t \equiv$ technological level
- $X \equiv$ land

Production

- The output produced in period t

$$Y_t = H_t^{1-\alpha} (A_t X)^{\alpha}$$

- $H_t \equiv$ efficiency units of labor
 - $A_t \equiv$ technological level
 - $X \equiv$ land
- Output per efficiency units of labor at time t

$$y_t = x_t^{\alpha}$$

- $x_t \equiv (A_t X) / H_{tt} \equiv$ effective resources per worker

The Malthusian Structure – Effects of Technological Progress

- Very short-run (for a given population):
 - $A_t \uparrow \implies y_t \uparrow$ (above \bar{y})

The Malthusian Structure – Effects of Technological Progress

- Very short-run (for a given population):
 - $A_t \uparrow \implies y_t \uparrow$ (above \bar{y})
- Short-run (initial adjustment of population):
 - $y_t \uparrow \implies L_t \uparrow$

The Malthusian Structure – Effects of Technological Progress

- Very short-run (for a given population):
 - $A_t \uparrow \implies y_t \uparrow$ (above \bar{y})
- Short-run (initial adjustment of population):
 - $y_t \uparrow \implies L_t \uparrow$
- Long-run (population reaches a new steady-state):
 - $L_t \uparrow \implies y \downarrow$ (back to \bar{y})

Sources of Technological Progress

- Average individuals' quality affects technological progress

$$e_t \uparrow \implies A_t \uparrow$$

Sources of Technological Progress

- Average individuals' quality affects technological progress

$$e_t \uparrow \implies A_t \uparrow$$

- human capital provides an advantage in adopting and advancing new technologies

Technological Progress

$$g_{t+1} \equiv \frac{A_{t+1} - A_t}{A_t} = \psi(e_t)$$

- $g_{t+1} \equiv$ rate of tech progress
- $e_t \equiv$ average quality

Technological Progress

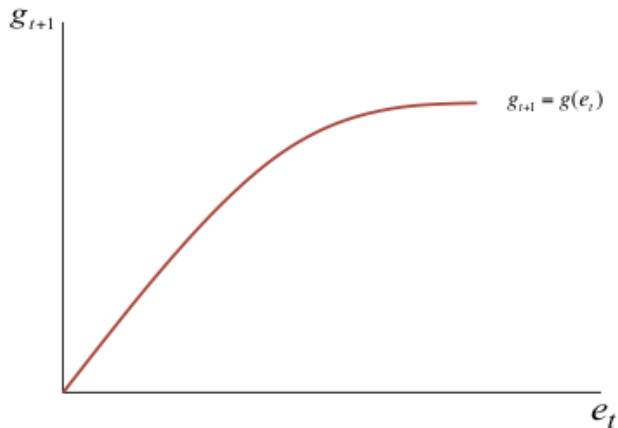
$$g_{t+1} \equiv \frac{A_{t+1} - A_t}{A_t} = \psi(e_t)$$

- $g_{t+1} \equiv$ rate of tech progress
- $e_t \equiv$ average quality

$$\psi'(e_t) > 0; \quad \psi''(e_t) < 0; \quad \psi(0) = 0$$

- The average quality of the population has a positive and diminishing effect on technological progress

Technological Progress



Origins of Human Capital Formation

- The increase in the rate of technological progress increases the demand for human capital

Origins of Human Capital Formation

- The increase in the rate of technological progress increases the demand for human capital
 - Human capital permits individuals to better cope with the changes in the technological environment

Origins of Human Capital Formation

- The increase in the rate of technological progress increases the demand for human capital
 - Human capital permits individuals to better cope with the changes in the technological environment
 - The introduction of new technologies is skill-biased in the short-run, although the nature of the technology can be skill-biased or skill-saving in the long run

Human Capital Formation

Human capital of an individual who joins the labor force in period $t + 1$

$$h_{t+1} = h(e_{t+1}, g_{t+1})$$

Human Capital Formation

Human capital of an individual who joins the labor force in period $t + 1$

$$h_{t+1} = h(e_{t+1}, g_{t+1})$$

- $e_{t+1} \equiv$ the individual education level (determined by parental investment, subject to their subsistence constraint, in period t)
- $g_{t+1} \equiv$ rate of tech progress

Human Capital Formation

$$h_{t+1} = h(e_{t+1}, g_{t+1})$$

- $h_e(e, g) > 0$ and $h_{ee}(e, g) < 0$
 - HC is increasing (in decreasing rates) in the parental time investment in the education of the child

Human Capital Formation

$$h_{t+1} = h(e_{t+1}, g_{t+1})$$

- $h_e(e, g) > 0$ and $h_{ee}(e, g) < 0$
 - HC is increasing (in decreasing rates) in the parental time investment in the education of the child
- $h_g(e, g) < 0$ and $h_{gg}(e, g) > 0$
 - Obsolescence of HC in a changing technological environment

Human Capital Formation

$$h_{t+1} = h(e_{t+1}, g_{t+1})$$

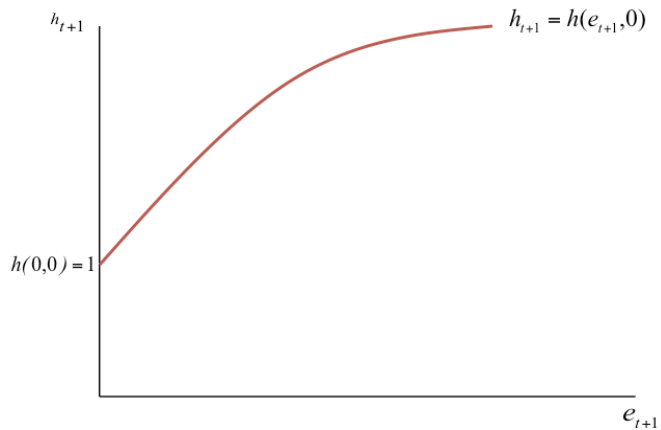
- $h_e(e, g) > 0$ and $h_{ee}(e, g) < 0$
 - HC is increasing (in decreasing rates) in the parental time investment in the education of the child
- $h_g(e, g) < 0$ and $h_{gg}(e, g) > 0$
 - Obsolescence of HC in a changing technological environment
- $h_{eg}(e, g) > 0$
 - Education lessens the obsolescence of HC in a changing technological environment

Human Capital Formation

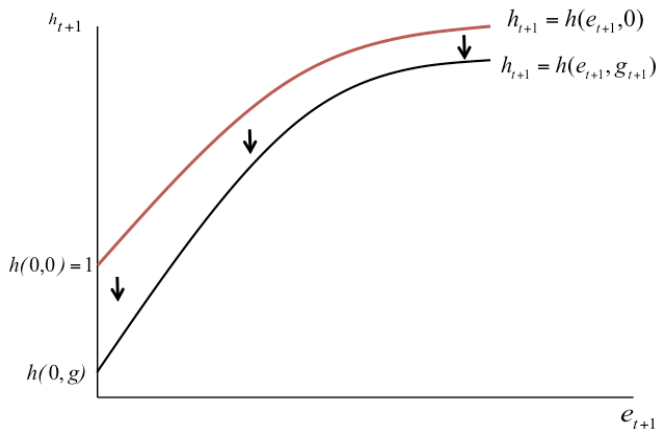
$$h_{t+1} = h(e_{t+1}, g_{t+1})$$

- $h_e(e, g) > 0$ and $h_{ee}(e, g) < 0$
 - HC is increasing (in decreasing rates) in the parental time investment in the education of the child
- $h_g(e, g) < 0$ and $h_{gg}(e, g) > 0$
 - Obsolescence of HC in a changing technological environment
- $h_{eg}(e, g) > 0$
 - Education lessens the obsolescence of HC in a changing technological environment
- $h(0, g) > 0$
 - Basic level of human capital

Human Capital Formation



Human Capital Formation



Triggers of the Demographic Transition

- The rise in the demand for human capital induces parents to substitute quality for quantity of children

Triggers of the Demographic Transition

- The rise in the demand for human capital induces parents to substitute quality for quantity of children
- The rise in income along with the rise in the potential return to human capital generates:

Triggers of the Demographic Transition

- The rise in the demand for human capital induces parents to substitute quality for quantity of children
- The rise in income along with the rise in the potential return to human capital generates:
 - An income effect – more income to spend on children

Triggers of the Demographic Transition

- The rise in the demand for human capital induces parents to substitute quality for quantity of children
- The rise in income along with the rise in the potential return to human capital generates:
 - An income effect – more income to spend on children
 - Substitution effects

Triggers of the Demographic Transition

- The rise in the demand for human capital induces parents to substitute quality for quantity of children
- The rise in income along with the rise in the potential return to human capital generates:
 - An income effect – more income to spend on children
 - Substitution effects
 - The opportunity cost of raising children increases

Triggers of the Demographic Transition

- The rise in the demand for human capital induces parents to substitute quality for quantity of children
- The rise in income along with the rise in the potential return to human capital generates:
 - An income effect – more income to spend on children
 - Substitution effects
 - The opportunity cost of raising children increases
 - Return to investment in child quality increases

Triggers of the Demographic Transition

- Early part of the second phase of industrialization:

Triggers of the Demographic Transition

- Early part of the second phase of industrialization:
 - The income effect dominates (moderate demand for human capital):

Triggers of the Demographic Transition

- Early part of the second phase of industrialization:
 - The income effect dominates (moderate demand for human capital):
 - Population growth & human capital formation increase:

Triggers of the Demographic Transition

- Early part of the second phase of industrialization:
 - The income effect dominates (moderate demand for human capital):
 - Population growth & human capital formation increase:
- Later part of the second phase of industrialization:

Triggers of the Demographic Transition

- Early part of the second phase of industrialization:
 - The income effect dominates (moderate demand for human capital):
 - Population growth & human capital formation increase:
- Later part of the second phase of industrialization:
 - The substitution effect dominates (significant demand for human capital):

Triggers of the Demographic Transition

- Early part of the second phase of industrialization:
 - The income effect dominates (moderate demand for human capital):
 - Population growth & human capital formation increase:
- Later part of the second phase of industrialization:
 - The substitution effect dominates (significant demand for human capital):
 - Population growth declines & human capital formation increases further

Individuals

- Live for 2 periods

Individuals

- Live for 2 periods
- Childhood (1st Period):

Individuals

- Live for 2 periods
- Childhood (1st Period):
 - Consume a fraction of parental time endowment

Individuals

- Live for 2 periods
- Childhood (1st Period):
 - Consume a fraction of parental time endowment
 - The required time increases with child quality

Individuals

- Live for 2 periods
- Childhood (1st Period):
 - Consume a fraction of parental time endowment
 - The required time increases with child quality
 - $\tau \equiv$ time required to raise a child, regardless of quality

Individuals

- Live for 2 periods
- Childhood (1st Period):
 - Consume a fraction of parental time endowment
 - The required time increases with child quality
 - $\tau \equiv$ time required to raise a child, regardless of quality
 - $\tau + e_{t+1} \equiv$ time to raise a child with education e_{t+1}

Individuals

- Live for 2 periods
- Childhood (1st Period):
 - Consume a fraction of parental time endowment
 - The required time increases with child quality
 - $\tau \equiv$ time required to raise a child, regardless of quality
 - $\tau + e_{t+1} \equiv$ time to raise a child with education e_{t+1}
- Parenthood (2nd Period):

Individuals

- Live for 2 periods
- Childhood (1st Period):
 - Consume a fraction of parental time endowment
 - The required time increases with child quality
 - $\tau \equiv$ time required to raise a child, regardless of quality
 - $\tau + e_{t+1} \equiv$ time to raise a child with education e_{t+1}
- Parenthood (2nd Period):
 - Allocate the time endowment between childrearing and work

Individuals

- Live for 2 periods
- Childhood (1st Period):
 - Consume a fraction of parental time endowment
 - The required time increases with child quality
 - $\tau \equiv$ time required to raise a child, regardless of quality
 - $\tau + e_{t+1} \equiv$ time to raise a child with education e_{t+1}
- Parenthood (2nd Period):
 - Allocate the time endowment between childrearing and work
 - Choose the optimal mixture of child quantity and quality

Individuals

- Live for 2 periods
- Childhood (1st Period):
 - Consume a fraction of parental time endowment
 - The required time increases with child quality
 - $\tau \equiv$ time required to raise a child, regardless of quality
 - $\tau + e_{t+1} \equiv$ time to raise a child with education e_{t+1}
- Parenthood (2nd Period):
 - Allocate the time endowment between childrearing and work
 - Choose the optimal mixture of child quantity and quality
 - Consume

The Darwinian Elements

- Variety
 - Preferences for child quality differ across individuals

The Darwinian Elements

- Variety
 - Preferences for child quality differ across individuals
- Natural selection
 - Evolutionary advantage for the type with the highest reproduction success

The Darwinian Elements

- Variety
 - Preferences for child quality differ across individuals
- Natural selection
 - Evolutionary advantage for the type with the highest reproduction success
- Evolution
 - Changes in the composition of types

Preferences

- The utility function of a member i of generation t (adults at time t)

$$u_t^i = (1 - \gamma) \ln c_t^i + \gamma [\ln n_t^i + \beta^i \ln h_{t+1}^i]$$

Preferences

- The utility function of a member i of generation t (adults at time t)

$$u_t^i = (1 - \gamma) \ln c_t^i + \gamma [\ln n_t^i + \beta^i \ln h_{t+1}^i]$$

- $c_t^i \equiv$ consumption of individual of type i in generation t
- $n_t^i \equiv$ number of children of individual of type i in generation t
- $h_{t+1}^i \equiv$ human capital of each child of member i of generation t
- $\beta^i \equiv$ predisposition towards quality of individual of type i

Preferences

- The utility function of a member i of generation t (adults at time t)

$$u_t^i = (1 - \gamma) \ln c_t^i + \gamma [\ln n_t^i + \beta^i \ln h_{t+1}^i]$$

- $c_t^i \equiv$ consumption of individual of type i in generation t
 - $n_t^i \equiv$ number of children of individual of type i in generation t
 - $h_{t+1}^i \equiv$ human capital of each child of member i of generation t
 - $\beta^i \equiv$ predisposition towards quality of individual of type i
- Intergenerational transmission of predisposition towards quality

$$\beta_{t+1}^i = \beta_t^i = \beta^i$$

Preferences

- Preferences reflect the implicit Darwinian survival strategy.
 - Individuals do not operate consciously so as to assure the evolutionary advantage of their type (i.e., their variant within the species)

Preferences

- Preferences reflect the implicit Darwinian survival strategy.
 - Individuals do not operate consciously so as to assure the evolutionary advantage of their type (i.e., their variant within the species)
 - The existence of variety of types enables nature to select those who fit the economic environment

Preferences

- Preferences reflect the implicit Darwinian survival strategy.
 - Individuals do not operate consciously so as to assure the evolutionary advantage of their type (i.e., their variant within the species)
 - The existence of variety of types enables nature to select those who fit the economic environment
 - Capture the most fundamental trade-offs in nature:

Preferences

- Preferences reflect the implicit Darwinian survival strategy.
 - Individuals do not operate consciously so as to assure the evolutionary advantage of their type (i.e., their variant within the species)
 - The existence of variety of types enables nature to select those who fit the economic environment
 - Capture the most fundamental trade-offs in nature:
 - Resources allocated to the parent vs. offspring

Preferences

- Preferences reflect the implicit Darwinian survival strategy.
 - Individuals do not operate consciously so as to assure the evolutionary advantage of their type (i.e., their variant within the species)
 - The existence of variety of types enables nature to select those who fit the economic environment
 - Capture the most fundamental trade-offs in nature:
 - Resources allocated to the parent vs. offspring
 - Resources allocated to the number vs. quality of offspring

Preferences

- Preferences reflect the implicit Darwinian survival strategy.
 - Individuals do not operate consciously so as to assure the evolutionary advantage of their type (i.e., their variant within the species)
 - The existence of variety of types enables nature to select those who fit the economic environment
 - Capture the most fundamental trade-offs in nature:
 - Resources allocated to the parent vs. offspring
 - Resources allocated to the number vs. quality of offspring
 - Consumption above subsistence assure that survival of the parent & lineage

Budget and Subsistence Consumption Constraints

$$w_t h_t^i n_t^i (\tau + e_{t+1}^i) + c_t^i \leq w_t h_t^i \equiv z_t^i$$

- $z_t^i \equiv$ potential income of individual t
- $\tau \equiv$ time required to raise a child, regardless of quality
- $\tau + e_{t+1}^i \equiv$ time needed to raise a child with education e_{t+1}^i

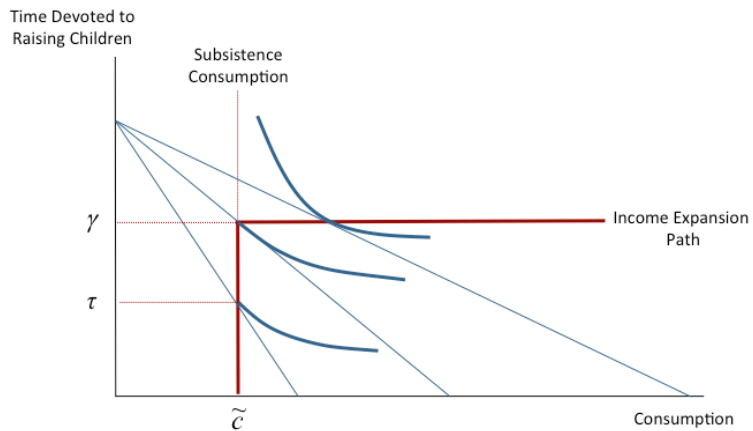
Budget and Subsistence Consumption Constraints

$$w_t h_t^i n_t^i (\tau + e_{t+1}^i) + c_t^i \leq w_t h_t^i \equiv z_t^i$$

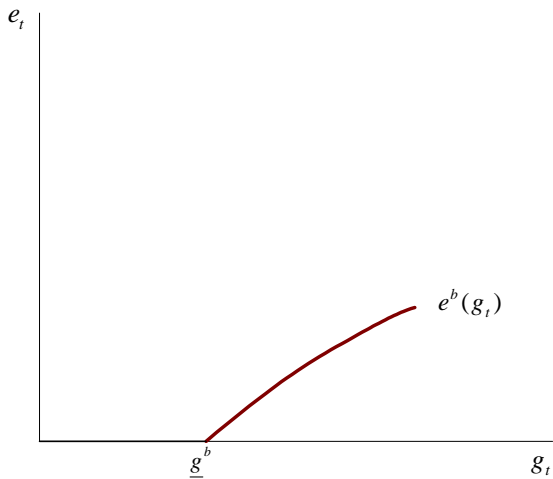
- $z_t^i \equiv$ potential income of individual t
- $\tau \equiv$ time required to raise a child, regardless of quality
- $\tau + e_{t+1}^i \equiv$ time needed to raise a child with education e_{t+1}^i
- Subsistence consumption constraint:

$$c_t \geq \tilde{c}$$

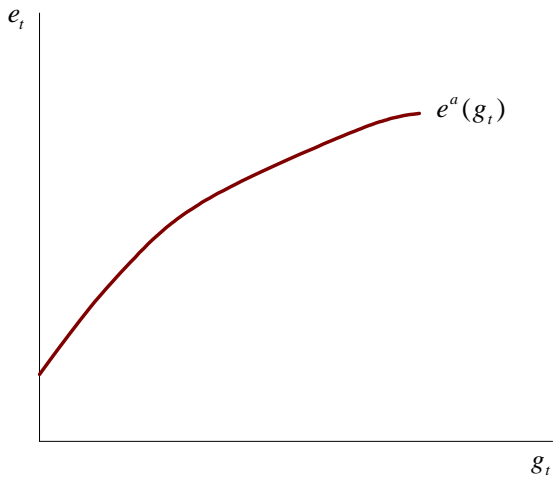
Constraint and Optimization



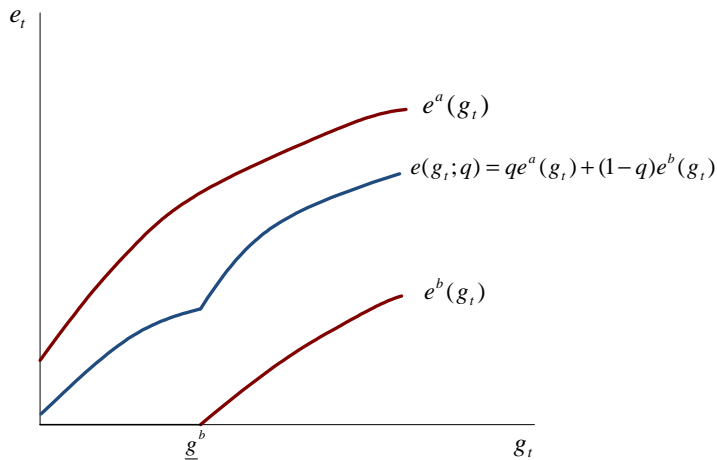
Optimal Investment in Child Quality of the Quantity type



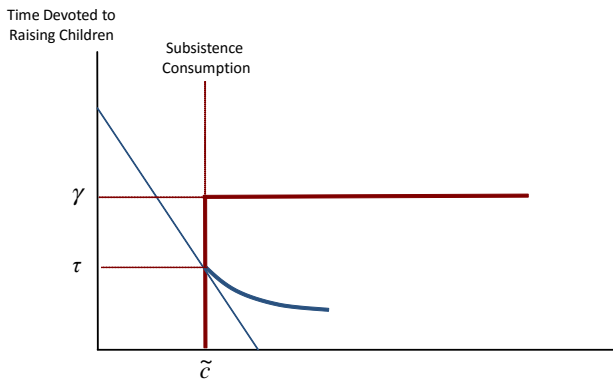
Optimal Investment in Child Quality of the Quality type



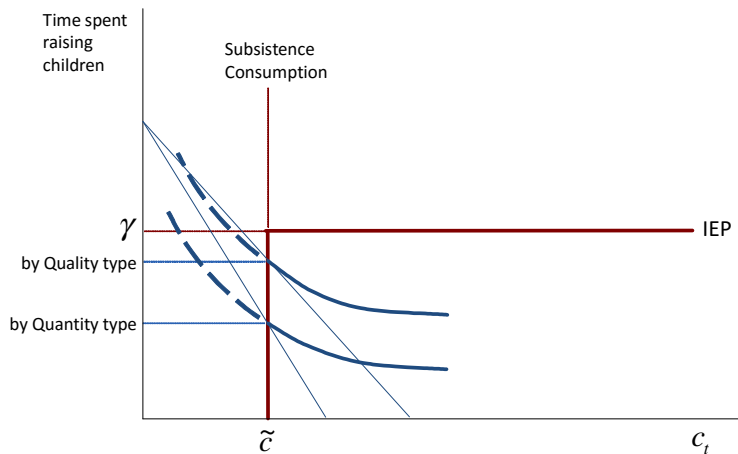
Optimal Investment in Child Quality - Quality type - and Quantity type



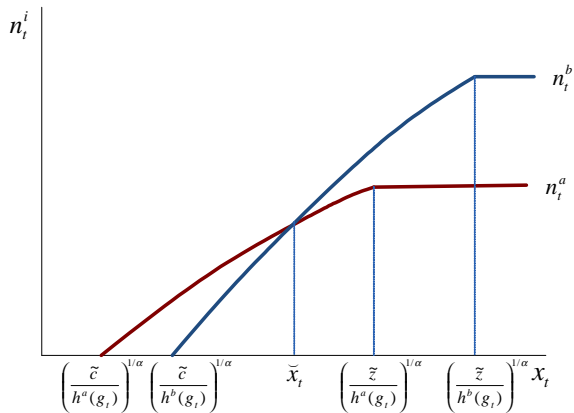
Optimization – Malthusian Epoch



Evolutionary Advantage of the Quality Type



Differential Fertility Across Types



The Dynamical System

A sequence $\{x_t, g_t, e_t, q_t\}_{t=0}^{\infty}$ such that:

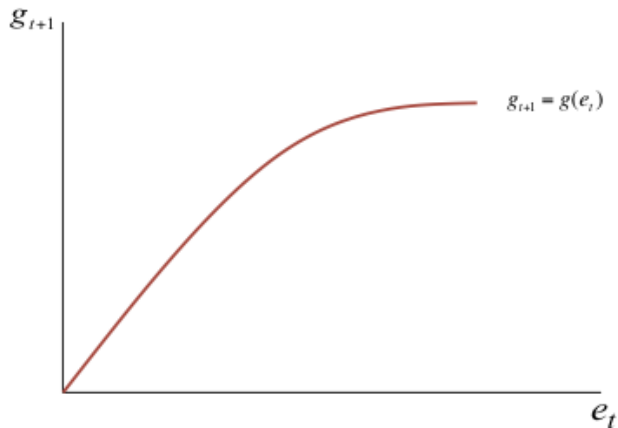
$$\begin{cases} x_{t+1} = x(g_t, x_t, q_t) \\ q_{t+1} = q(g_t, x_t, q_t) \\ g_{t+1} = \psi(e_t) \\ e_t = e(g_t, q_t) \end{cases}$$

The Conditional Evolution of Technology and Education

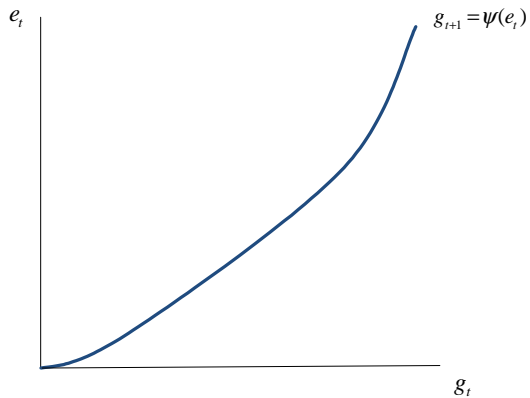
$\{g_t, e_t; q\}_{t=0}^{\infty}$ such that for all t

$$\begin{cases} e_t = e(g_t; q) \\ g_{t+1} = \psi(e_t). \end{cases}$$

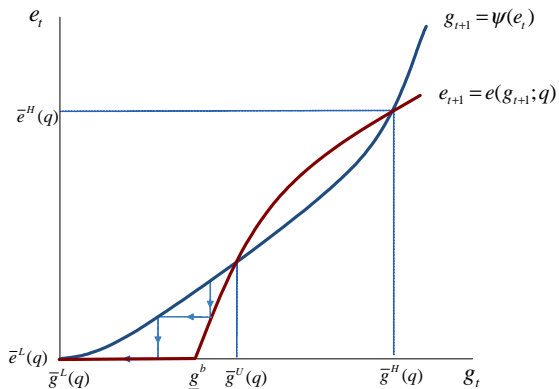
Technological Progress



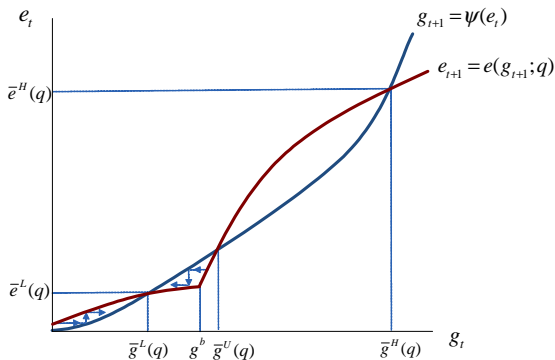
Technological Progress



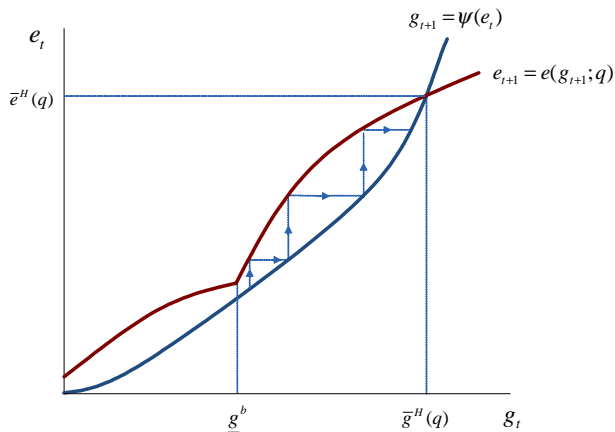
The Evolution of Education and Technology: The Fraction of the Quality Type $q=0$



The Evolution of Education and Technology: The Fraction of the Quality Type $q > 0$



The Evolution of Education and Technology: The Fraction of the Quality Type is Above the Threshold



The Evolution of the Quality Type and TFP Growth

