

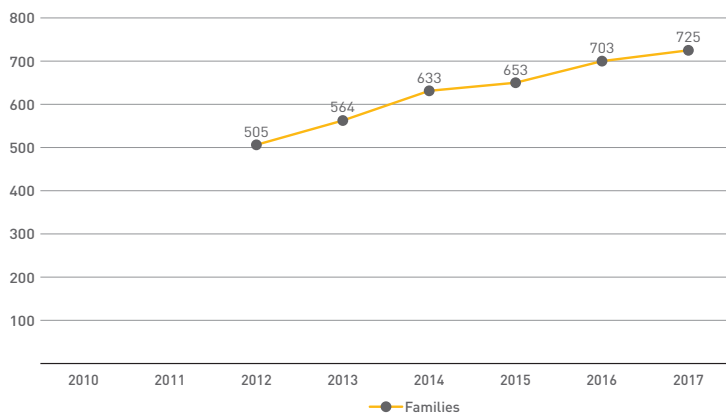
IN 2017 SHEFFIELD PLACE SERVED MORE CLIENTS THAN EVER

In 2017, Sheffield Place continued its strategic imperative to serve more families with more services in four programs:

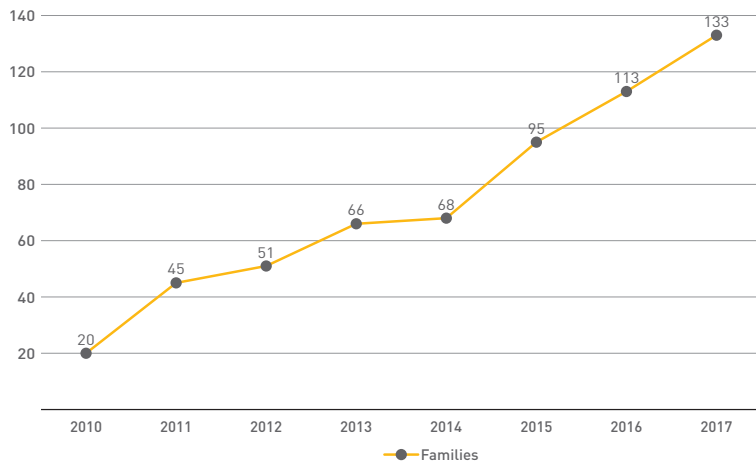
1. Residential housing services at the facility
2. Residential clinical services
3. Aftercare (ongoing case management and supportive services for families that have transitioned from the facility to permanent housing in the community)
4. Permanent supportive housing—Sheffield Place owns 9 units of housing toward a goal of 15 units over the next few years.

In 2017, Sheffield Place served a total of 133 families (390 individuals) more than a sixfold increase from the 20 families served in 2010.

DEMAND FOR SERVICES



FAMILIES SERVED



TERRI'S STORY

Terri and her family are typical of the families served by the agency. Terri grew up in an abusive home and repeated the pattern through her involvement with an abusive boyfriend. She started smoking marijuana at an early age. By her late teens, her drug of choice switched to PCP. Her first child was placed in foster care within the first few months of life.

Terri came to Sheffield Place to begin recovering from her addiction and to receive help with her depression and anxiety. While at Sheffield Place, she gave birth to her second child, received the support she needed, began taking the appropriate medications to control her mental health symptoms, and committed herself to living a clean and sober life for herself, her new baby, and the daughter she hopes to have back in her custody soon.

Terri recently found employment using the job search techniques she learned at Sheffield Place. The position is full-time with benefits. "I owe everything I've accomplished to Sheffield Place. I have a long way to go, but at least I'm finally on the right path."

CLIENT CHARACTERISTICS

- 100% live well below the poverty line
- 100% have a mental health diagnosis
- 92% struggle with addiction
- 85% have a background of domestic violence
- 53% have legal issues
- 44% have not completed high school
- 40% grew up in foster care/were runaways
- 15% have at least one felony conviction

In all, 61% were African American, 34% were White, 3% were Native American, 2% were Asian and 2% were other races.

- The average age of the mother is 30 years old
- The average age of the children are 5½ years old

Multiple barriers to success make the path from homelessness to self-sufficiency extremely difficult, but achievable.

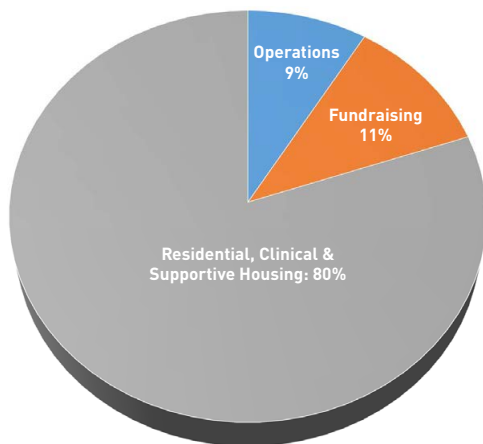


| NUMBERS SERVED (UNDUPLICATED) IN 2017 | | | |
|---------------------------------------|------------|------------|---------------|
| | Mothers | Children | Total Clients |
| Residential Services | 102 | 196 | 298 |
| Aftercare Services | 31 | 61 | 92 |
| Total | 133 | 257 | 390 |

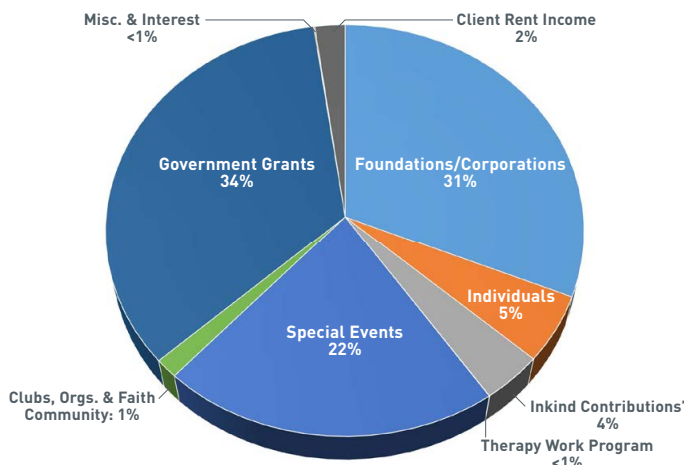
| OUTCOMES | | | |
|--|---|---|---|
| Residential Housing Services | 73% exited to permanent housing; 87% for mothers who stayed more than 30 days | The average length of stay 2.25 moths for all families; 3.6 months for families that stayed longer than 30 days | Of all mothers, 12 were employed at intake and 49 (48%) secured employment during their stay. Of the mothers who stayed longer than 30 days, 8 were employed at intake and 41 (62%) obtained employment |
| Residential Clinical Services—Children | 70% improved mental health functioning | 76% of families experienced improved function | 62% of mothers improved parenting |
| Residential Clinical Services—Adults | 72% of mothers (residential and aftercare) improved mental health functioning | 74% of all mothers with addiction issues were clean from alcohol and other drugs at discharge; 88% for mothers who stayed more than 30 days | 100% engaged in work development activities |
| Aftercare Services | 90% of families maintained permanent housing | 94% of mothers remained abstinent from alcohol and other drugs | 94% of families increased or maintained income; 72% of mothers improved mental health function |

2017 INCOME AND EXPENSES

Expenses: \$1,299,976



Income: \$1,488,496



SHEFFIELD PLACE VOLUNTEERS

404 volunteers provided **4404** hours of service or the equivalent of more than 2.0 FTE. The value of volunteer time is **\$93,805** using Independent Sector's valuation of volunteer time in Missouri (\$21.3 per hours).

BOARD OF DIRECTORS

Nate Vander Hamm,
Board President

Skyler Phelps,
Vice President/Secretary
Julie Lattimer, Treasurer
The Hon. Courtney Wachal,
Immediate Past President

Missy Andeel
Sarah Bradshaw
James G. Clarke
Susan Escher
Brad Farha
Sylvia Flores
Cary Hall
Lisa Knefel
Adrienne Kordalski
Kathy Malone
Scott Mathews
James Melton
Kama Moseley

Steve Ornduff
Kyle Siner
Diane Smith
Gina Thornton

COUNCIL OF ADVISORS

Gina Pulliam, Chair

Emily Boeshaar
The Hon. Margene Burnett
Jennifer Hart
Cindy Irey
J.J. Jones
Susan Kimble
Perri Lampe
Susan Lytton
Mark Morales
Maureen Purcell
Sherri Rosen
Jim Scott
Chief Richard Smith

SHEFFIELD PLACE

6604 E 12th Street, Kansas City, MO 64126
816-483-9927x113 • fax:816-483-9934
dhanzlick@sheffieldplace.org
www.sheffieldplace.org

The mission of Sheffield Place is "To empower homeless mothers and their children to heal from their trauma and help them become self-sufficient."

Sheffield Place is certified by the Missouri Department of Mental Health – Division of Behavioral Health.